

Jingle Bell Shool
Summer Holiday Homework
Class III
2024-'25

Dear Parents,

Warm greetings! We know summer holidays are time of the year when you get an opportunity to spend time with your child. To keep the little ones indoor in the sweltering heat and to utilize their time in creative activities, we have attempted to design meaningful creative activities to occupy the kids in their free time. We wish you have an enjoyable summer vacation with your kids.

Here are the few tips which will make their holidays more joyful and fruitful

- Read the newspaper daily. Help them to focus on the news helpful for them
- Visit a book store and let your child pick some books of his/her choice. Let your child set up a reading corner at home and you enjoy reading with him/her.
- While travelling by train, peep into all type of coaches from general to AC1 and talk about the difference and facilities provided and if you travel by flight then let your child observe and explore the interior of the flight and the facilities. Also talk about the co-passengers. Research on the luxurious trains in India.
- Watch few kids movies with your child such as **Stanley ka Dabba, Zootopia, Sing, Moana, Meet The Robinsons, Frozen**. These movies are motivational and helps in child's development.
- Help your child to create a grocery list and allow him /her to make purchases. Let him/ her to do money transaction.
- Aware your child with the local heritage places. Take them there and discuss its importance, significance and what is our responsibility to save them
- Encourage your child for some yard duties like watering the plants, keeping water and grains for the birds. Talk about the sensitivity towards the nature, birds and animals. Tell them how they balance our eco system
- Share your experiences with your child and tell them how you all enjoyed when there were no gadgets and mobiles.

- Go for a walk with your child post dinner and let them admire the beauty of nature under the twinkling stars
- Encourage them to write one page handwriting daily in both English and Hindi along with the proper formation of 'letters' and 'akshars'.
- Learning of tables will always help them to be quick in calculations so sit with them and make them learn the tables till 15

As parents its important to invest time with your child now. Today's investments will yield you a handsome bonus tomorrow. Above all don't forget to capture each and every moment you cherished with your child.

With good wishes for a marvellous vacation.

NOTE:- Weekly holiday homework will be uploaded on the website. Please download it and let your child enjoy, learn and explore

Regards

Priya Sharma
Principal

Weekly Holiday Homework

12th May, 25 to 17th May,25

Physical:- Start your day by cycling in the morning

Craft:-Mobiles are of great use and making own mobile stand is of great interest so use the waste materials like cardboard or empty bottle of talcum powder or lizol bottle, etc to make the mobile stand.

Science:-Have you ever observed that cooking utensils are made of metals like iron, steel, copper and aluminium but their handles are either made up of plastic or wood? Find out the reason behind it. Explore the reason by doing it practically under your adults supervision.

Mathematical Activity:-Help your parents in calculating the monthly bill for the milk.

Help at home:-Arrange your wardrobe. Sort out the materials you don't require any more. If they are in good condition, keep them separate and donate it to some needy people.

Language skill:-Read few story books. Note down the new words you come across. Find its meaning in the dictionary and write it in a copy.

Environmental :- Do the plantation of any plant of your choice. Learn the process of plantation. Water it regularly and take care of the plant.

19th May, 25 to 24th May, 25

Physical:-Listen to your favourite song or music and either dance on it or do Zumba.

Craft :- Make the game of **Bowling Pins** . You will need 6 plastic bottles of same size, paint, paint brush, sponge. Colour all the bottles in the similar way and then allow those bottles to dry. Your bowling pins will be ready. Enjoy the games with a ball.

ScienceActivity:-Experiment

Materials Required:- A heavy duty rubberband, atleast 6 cm wide.

Method :- Hold the rubber band between your two hands and stretch it tightly. Gently place it against your cheek. What did you feel? Now release the stretching of the rubber band and once again hold it to your face. Now what did you feel? Repeat the process several times and find the observation and the reason behind it.

MathematicalActivity:-Measure the sapling which you had planted in the previous week. Measure it with the help of both the scale and handspan. Record the observations.

Help at home:-Salad is the healthy part in each meal. Prepare salad and decorate it for the lunch. You can make kachumar salad, diced salad, sprouted salad or vegetable raita. Click the photo and share it in your class group.

Language activity:-Write an informal letter to your maternal grandparents and share your best experiences of class III with them.

Environmental:-Pollution Catcher

Materials required:- paper plate, petroleum jelly and a string

Method:- Take a paper plate and apply petroleum jelly on it. Make two holes at the top of the plate and tie a string .Hang it somewhere outside in an open space for a day. Observe what happens to the plate and try to find out the reason behind it.

26th May,25 to31stMay,25

Physical:-Play balloon tennis with your siblings or friends. For this you need balloon, paper plates, scale and glue gun. Stick the scale with the help of a glue gun to the paper plates. Your tennis rackets are ready. Now blow the balloon and enjoy the game.

Craft:-Take an old piece of cloth and learn how to stitch a button. Do it under the supervision of an adult. This sewing skill will help you in the future.

Science:- Apple Science Experiment

Materials Required :- 1 apple, milk, water, baking soda, vinegar, lemon juice and 6 glass bowls

Method :- Cut the apple into 6 pieces. Keep the apples in the glass bowls dipped into the above mentioned things. Observe what changes occur in the apple? Find out the reason behind it.

Mathematical activity:-

- Count the total amount of money in your piggy bank
- Expand the amount you have got
- Make the largest and the smallest no. out of those digits
- Difference between the largest and the smallest number

Help at home :-Spread clothes on a clothline and when dried fold everyone's cloth and keep them at correct place.

Language Activity:-Create your own imaginative story and represent it in the form of a comic story on A4 sheet. Share your story in the class group.

Environmental :- Take a ride on the E Bus in your city. Feel the difference between the buses which runs on petrol and on electricity. Share your feelings in the form of a poster on A4 sheet.

2nd June,25 to 7th June,25

Physical Activity:-Learn a folk dance of Ayodhya either from your parents or grandparents. Make its video and share it with us.

Craft :- Take a plain T shirt and draw something on it by using fabric colour. Use that T shirt as an outfit.

Science :- Make your own **Plant Self Watering System**. Use this link to get help

<https://youtube.com/shorts/k7I6k8mJfFg?si=9JO2ivL5Xa5p1rKY>

Mathematical Activity:-Dice Game

Materials Required :- 4 dices , chalks and 2 players

Method :- Roll the dice for at least 5minutes . Note down the numbers you received. Now add the numbers .Who will get the more numbers will be the winner.

Help at home:-Lay the dining table, clean after and before the lunch and dinner, clean the bed and arrange the study table.



Language activity :- Compose poem on ' Summer Holidays' . Write it in English writeup paper and share it in the group.

Environmental:-Make a rain gauge . Follow the link to get the idea

<https://youtu.be/Rh18GMwwV4M?si=9xeudXSIkj-X2hD->

Mixed Bag

Renu, Sheela, Ajay, Rohan and Balu went to the Amusement Park. Observe the given data and solve the following word problems.



Rides and Cost/Ride:	
Merry go round	Rs 25
Giant wheel	Rs 30
Roller coaster	Rs 85
Space shuttle	Rs 50

1. Renu went for the giant wheel and space shuttle. How much did she spend? _____
2. Sheela went only for the Roller coaster ride. But she spent more than Renu. How much more did she spend? _____
3. Balu went for all the rides. How much did he spend? _____
4. Rohan spent Rs 55, which rides did he choose? _____ and _____
5. Ajay had Rs 75, which rides do you think he chose? _____
6. Which child spent the least amount? _____

Drawing Clocks



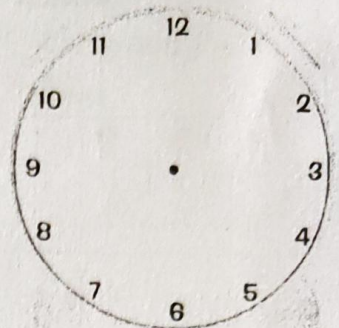
Draw the arms of the clock to show the time as per the instructions.

- Draw a clock which shows:

Hour hand at 7

Minutes hand at 1

What time does the clock show? _____

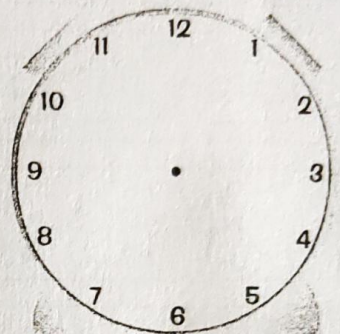


- Draw a clock which shows:

Hour hand at 9

Minutes hand at 12

What time does the clock show? _____




- Draw a clock which shows:

Hour hand at 12

Minutes hand at 2

What time does the clock show? _____

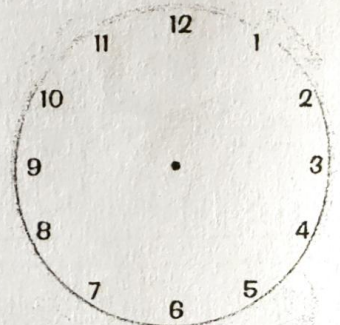


- Draw a clock which shows:

Hour hand between 3 and 4

Minutes hand at 8

What time does the clock show? _____



Jingle Bell School

Class III

Worksheet on Tense

Fill in the blanks with the past tense of the verbs written in dark:

- Beware of the dog. It may **bite** you. He _____ the postman yesterday.
- Why do you **forget** to switch off the lights? Last night also you _____ to do so.
- I am sure Harsh will **win** this race. He _____ it last year also.
- How many times shall I **teach** you the same poem? I _____ you this poem only yesterday.
- The train **is** again late. Yesterday also, it _____ late by half an hour.
- I hope it does not **rain** so heavily this year. Last year, it _____ very heavily. All the rivers got flooded.
- My grandfather often **sends** me story books. Last month, he _____ me a book .

Fill in the blanks with the past tense of the verbs given in the bracket:

It _____ (is) Sally's duty to look after the pets. She _____ (serve) them breakfast everyday in the morning. But she is forgetful. Yesterday she _____ (put) the dog's food in the parrot's cage . The cat _____ (get) chillies to eat. The dog, Rover, _____ (find) carrots lying in front of him. And a sauce full of milk _____ (lie) near Bunny. Sally _____ (know) nothing about her mistake. She _____ (go) out to play.

Jingle Bell School
Comprehension Passage
Class III

Q1. Read the passage given below and answer the given questions:

One evening, all the animals of the kingdom came together for a meeting. When they all were discussing about their problems suddenly they heard the deafening roar of the leopard. The monkeys climbed up a tree. The deer took a few leaps and was out of the sight. The bear hid behind the bushes. All the animals disappeared. Even the birds stopped chirping.

But the little mongoose did not move an inch and it stood firmly at its place. The leopard was surprised to see such a tiny animal not fearing him --- neither running away nor afraid.

The leopard got angry. Showing his teeth, he asked, 'Don't you know that I am the King of the Forest? All the animals hide in fear wherever I go.'

The mongoose laughed and said, 'There is nothing new about that. The same happens with me.' The leopard was surprised and asked, 'Can you prove this?'

'Yes, of course' said the mongoose. 'But it is possible on only one condition and it is that if I will prove it, you will leave the forest and go.'

The leopard agreed and in the next morning the mongoose walked ahead the leopard. As usual, the leopard roared loudly as he walked. Wherever they went, animals ran away. The leopard could not understand why this was happening. He silently bowed his head and left the forest.

Q1. Suggest a suitable title to the story.

Q2. Why did the animals run in fear?

Q3. Why the mongoose did not run away?

Q4. How did the mongoose trick the leopard?

Jingle Bell School

Class III

Worksheet on Tense

Fill in the blanks with the past tense of the verbs written in dark:

- Beware of the dog. It may **bite** you. He _____ the postman yesterday.
- Why do you **forget** to switch off the lights? Last night also you _____ to do so.
- I am sure Harsh will **win** this race. He _____ it last year also.
- How many times shall I **teach** you the same poem? I _____ you this poem only yesterday.
- The train **is** again late. Yesterday also, it _____ late by half an hour.
- I hope it does not **rain** so heavily this year. Last year, it _____ very heavily. All the rivers got flooded.
- My grandfather often **sends** me story books. Last month, he _____ me a book .

Fill in the blanks with the past tense of the verbs given in the bracket:

It _____ (is) Sally's duty to look after the pets. She _____ (serve) them breakfast everyday in the morning. But she is forgetful. Yesterday she _____ (put) the dog's food in the parrot's cage . The cat _____ (get) chillies to eat. The dog, Rover, _____ (find) carrots lying in front of him. And a sauce full of milk _____ (lie) near Bunny. Sally _____ (know) nothing about her mistake. She _____ (go) out to play.

HOMOPHONES

Spelling Activity 57

Choose the correct word, then complete each sentence.


1. a. That is _____ car in the garage. (their there)
 - b. Sally is not _____ to go to the disco. (aloud allowed)
 - c. The seeds were _____ away by the wind. (borne born)
 - d. The dog began to _____ the bone. (bury berry)
 - e. Greyhounds are dogs that are _____ for racing. (bread bred)
 - f. My mother wrote a _____ for fifty dollars. (cheque check)
 - g. A desert is a very _____ place. (baron barren)
 - h. The female dog gave _____ to seven puppies. (berth birth)
-
- a. Smoking is _____ in this restaurant. (band banned)
 - b. The Murray River forms the _____ of NSW and Victoria. (border boarder)
 - c. My dog _____ a rabbit yesterday. (court caught)
 - d. Porridge is my favourite breakfast _____. (cereal serial)
 - e. Sandpaper is usually very _____. (coarse course)
 - f. Did you _____ the glass? (brake break)
 - g. The _____ ordered the soldiers to advance. (kernel colonel)
 - h. When is my next assignment _____? (due dew)
-
- a. I asked her to _____ the drink she wanted. (chews choose)
 - b. I had apple pie and cream for _____. (dessert desert)
 - c. The next town is _____ than I thought. (father farther)
 - d. A fully _____ giraffe is very tall. (groan grown)
 - e. She had a blister on the _____ of her foot. (heel heal)
 - f. The old engine has lain _____ for months. (idle idol)
 - g. His throat was _____ from all the shouting he did. (hoarse horse)
 - h. The swift _____ swept the swimmers away. (current currant)

कक्षा तीन
ग्रीष्मकालीन मूहकार्य
2024-25

नाम- _____

वर्ग- _____

पेड़ न काटो, क्योंकि



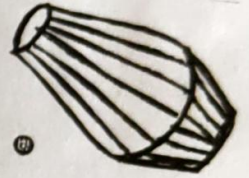
- सबकी सहायता • मनुष्य को - फल, छाया, शुद्ध हवा • पशु-पक्षियों को भोजन, रहने की जगह • सुंदरता • अन्य लाभ

Handwriting practice lines consisting of multiple sets of horizontal lines with a dashed midline for letter height guidance.

वर्ग पहेली से चित्रों के अनुसार ऋ की मात्रा के शब्द ढूँढकर उनके सामने लिखें।




गृ	ह	वृ	क्ष	घृ
नृ	कृ	ष	क	त
प	पा	भ	पृ	कु
तृ	ती	य	ष्ठ	मा
ण	मृ	दं	ग	री
द	ग	गृ	हि	णी





Eating Together

Do you eat alone or with other members of your family, at home? Did you know that eating together has many advantages? Can you try to make a list?



The advantages of eating together are:

A series of horizontal dotted lines provided for writing the advantages of eating together.




My recent Journey

Subject: EVS Class: IV

Name: _____

Write a paragraph on one of your recent journey and its experiences. You may use the hints given below.

1. Places visited
2. Name of the States, those places fall under
3. Capitals of those states
4. Means of transport used
5. People you met
6. Most unforgettable experience from that trip





Fraction of a Number


Subject: Mathematics Class:

Name:

Colour the objects to indicate the fractions.




$$\frac{1}{3}$$




$$\frac{3}{4}$$



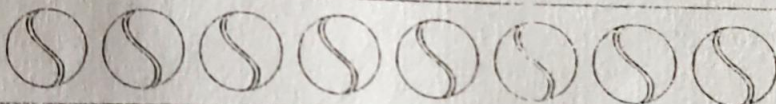
$$\frac{2}{5}$$




$$\frac{5}{6}$$



$$\frac{1}{2}$$




$$\frac{1}{2}$$




$$\frac{1}{4}$$



$$\frac{1}{3}$$



$$\frac{1}{3}$$



$$\frac{1}{2}$$