

**JINGLE BELL SCHOOL**  
**SUMMER VACATION HOLIDAY HOMEWORK**  
**CLASS -1**  
**2025-2026**

Dear Parents,

**Warm greetings**

For the past year we loved taking care of your children. With this period of time we have shared lots of learning with each other. They loved to come to school and have created lots of good memories. Now their summer vacations have started and we are sure they are going to spend a good time with you all.

**Here are few tips which make their holidays more joyful and fruitful**

- ❖ **Read the headlines of the newspaper daily**
- ❖ **Let your child be a helping hand in daily house hold work like folding the clothes, arranging the dining table, filling of water bottles, making beds etc**
- ❖ **Collect dry wrappers in one bag to make eco bricks**
- ❖ **Aware your child with local heritage places. Take them and discuss its importance, significance and what is our responsibility to save them**
- ❖ **Encourage your child for some yard duties like watering the plants, keeping the water and grains for birds. Talk about sensitivity towards the nature ,birds and animals**
- ❖ **Motivate your child to read one story book daily. Enjoy reading it together**
- ❖ **Share your experiences of summer holidays with them and tell them how you all used to enjoy when no mobiles and gadgets were there**
- ❖ **Go for a walk with your child post dinner and let them admire the beauty of nature under the twinkling stars**

As parents it's important to invest time with your child now. Today's investment will yield you a handsome bonus tomorrow. Don't forget to capture each and every moment you cherished with your child.

**Have a marvelous vacation with the little ones.**

**NOTE: Weekly holiday homework will be uploaded on the website. Please download it and let your child enjoy, learn and explore.**

Regards

**Priya Sharma**  
**Principal**

**JINGLE BELL SCHOOL**  
**SUMMER VACATION HOMEWORK**  
**CLASS-1**  
**2025-2026**

**WEEK-1 (12<sup>th</sup> May to 18<sup>th</sup> May, 2025)**

**PHYSICAL ACTIVITIES:**

- Do stretching and warm up for 5 minutes
- Balance on one foot

**LANGUAGE ACTIVITIES:**

- Make a list of things which are made up of wood at your home
- Collect the marriage cards of different colours and make a colour chart on an old write-up paper
- Revise these spellings - favourite, friends, field trip, cluster, activity, center, arrange, tie, enjoy, campus

**MATHEMATICAL ACTIVITIES:**

- Learn the tables of 2, 3 and 5
- Make a list of things that come in dozen

**CRAFT:**

- Make a bookmark from old marriage card and use waste material to decorate
- Learn to make different objects from numbers by seeing the link below  
<https://youtu.be/dH5dVbL8SzQ>

**ENVIRONMENTAL ACTIVITIES:**

- Switch off fans and lights of your room from 6 p.m. to 7 p.m. and spend time on the terrace by playing games with your family members

**HELP AT HOME:**

- Clean the water bottles, fill them and keep them in refrigerator
- Make lemon water with the help of your mother and serve everyone at home

**EXPERIMENT:**

Do the colour changing experiment by using turmeric and detergent powder, which you all have done in Activity Center

## WEEK-2 ( 19<sup>th</sup> May to 25<sup>th</sup> May,2025)

### PHYSICAL ACTIVITIES:

- Do 15 minutes of jogging daily
- Do any four forms of YOGA of your choice

### LANGUAGE ACTIVITIES:

- Revise all the opposites learnt in class 1, cut the marriage cards into squares and make your own opposite card game
- Practice and speak this tongue twister 5 times continuously – “ I scream , you scream and we all scream for the ice cream”
- Revise the spellings – chop, peel, garnish, grate, boil, mix, sauté, ladle, wok, leave

### MATHEMATICAL ACTIVITIES:

- Count the pair of shoes , socks and gloves you have
- Make me 18  
Colour the pair of numbers which makes 18 (example is shown)

|    |   |    |    |    |    |    |
|----|---|----|----|----|----|----|
| 5  | 6 | 8  | 9  | 12 | 11 | 16 |
| 4  | 5 | 9  | 4  | 10 | 5  | 3  |
| 11 | 5 | 13 | 6  | 5  | 12 | 6  |
| 7  | 5 | 7  | 10 | 7  | 6  | 8  |
| 6  | 7 | 6  | 8  | 9  | 4  | 7  |

### Painting:

- Make any painting of your choice using ear buds

### CRAFT:

- Make an origami puppy. Use the link given below  
<https://images.app.goo.gl/7Jo5947XBKVY2Cv6A>

### ENVIRONMENTAL ACTIVITIES:

- Use an old bottle and do the plantation
- Give water to plants everyday and observe the changes

### HELP AT HOME:

- Wash the vegetables and fruits used in the kitchen
- Polish the shoes at home

### EXPERIMENT:

- Do the blooming flower experiment which you all have done in Activity Center

## WEEK-3 (26<sup>th</sup> May to 1<sup>st</sup> June, 2025)

### PHYSICAL ACTIVITIES:

- Do meditation for 2 minutes and chant OM three times
- Play badminton and hopscotch everyday

### LANGUAGE ACTIVITIES:

- Play word antakshari with your family members
- Summer Word Search

|   |   |   |   |   |   |   |   |
|---|---|---|---|---|---|---|---|
| S | J | C | A | M | P | M | C |
| W | G | L | A | M | C | H | M |
| I | J | M | M | P | Y | Y | Z |
| M | V | K | B | E | R | M | S |
| S | U | M | M | E | R | M | S |
| M | H | O | T | E | B | H | U |
| K | O | I | G | U | F | U | N |
| W | A | T | E | R | O | Q | E |

- Revise the spellings – water, colour, plants, trees, branch, twigs ,leaves, rainbow, fruits, vegetables

### MATHEMATICAL ACTIVITIES:

- Find out the height of the family members and observe who is tallest and shortest
- Take the calendar of May and mark the dates of all Sundays , find the difference between first two dates

### Painting:

- Make a peacock from Bangle Art



### CRAFT:

- Make a photo frame using ice cream sticks, use the link given below  
<https://images.app.goo.gl/fgmCb91RX4ndQWYw7>

### ENVIRONMENTAL ACTIVITIES:

- Give water to the street dogs in an old container
- Segregate the garbage by following the zero –garbage program and make a compost pit

## HELP AT HOME:

- Help your mother in folding the clothes and arrange your clothes in the cupboard
- Make fruit chaat and serve everyone at home

## EXPERIMENT:

- Keep on wooden and one steel utensil in the sunlight for 5 hours, touch and find the difference between them
- Take a cup of water and add 4-5 drops of oil now observe what happens. Stir and then again observe it

## WEEK-4 ( 2<sup>nd</sup> June to 8<sup>th</sup> June,2025)

### PHYSICAL ACTIVITIES:

- Do skipping for 10-15 minutes daily
- Do bicycling in morning and evening

### LANGUAGE ACTIVITIES:

- Roll and Read

Roll a dice and read as per the number comes in dice

- Read in a kid's voice if one comes in a dice
- Read in a whisper's voice if two comes in a dice
- Read in a singing voice if three comes in a dice
- Read silently if four comes in a dice
- Read loudly if five comes in a dice
- Read with expressions if six comes in a dice

- Solve the riddles

What has  
two hands  
and a face  
but no arms  
and legs?

What are two  
things that  
people never  
eat in the  
breakfast?

What has a  
head and a  
tail, but no  
body?

- Revise these spellings - school, because, parents, children, uncle, aunt, principal, teacher, project, beautiful

### MATHEMATICAL ACTIVITIES:

- Measure the length of your study table by using your handspan
- Make different shapes and patterns using matchsticks

**CRAFT:**

- Decorate the earthen pot or used bottle in which you have done the plantation

**ENVIRONMENTAL ACTIVITIES:**

- Visit fruit orchard with your parents and find out which fruits we get in summer season
- Take leaves, twigs , feathers and make shapes of animals and birds

**HELP AT HOME:**

- Do the dusting of tables, chairs and beds
- Help your father in the vehicle washing

**EXPERIMENT:**

- Make your own rainbow with gems and water

Date: \_\_\_\_\_

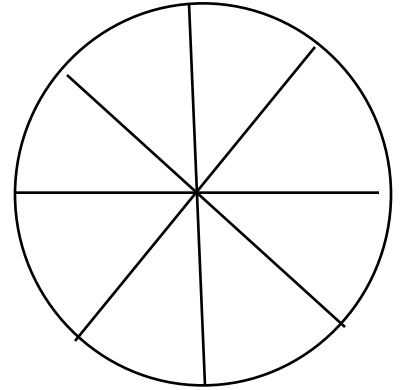
Jingle Bell School  
Math Worksheet  
Class-1

Name: \_\_\_\_\_

Class: \_\_\_\_\_

### 1. Number Wheel

- \_\_\_\_\_ is the biggest number in the wheel
- \_\_\_\_\_ is the smallest number in the wheel



- Arrange the numbers in ascending order

\_\_\_\_\_

- Arrange the numbers in descending order


\_\_\_\_\_

### 2. Fun with stars

- \_\_\_\_\_ strip has more stars
- \_\_\_\_\_ strip has less stars
- Strip A has \_\_\_\_\_ more stars than B
- Strip B has \_\_\_\_\_ less stars than A
- Add \_\_\_\_\_ stars in strip B to make it equals to strip A
- Take out \_\_\_\_\_ stars in strip A to make it equals to strip B

A

B



Date:

**Jingle Bell School  
English Worksheet  
Class-1**

Name: \_\_\_\_\_

Class: \_\_\_\_\_

**Comprehension Passage**

Once a lion was sleeping under the tree. A little mouse that lived in a hole came out to play. He ran all over the body of the lion. The lion felt disturbed in his sleep. He woke up and caught the mouse.

Answer the questions

Q1. Where was the lion sleeping?

---

Q2. Who came out of a hole?

---

---

**Comprehension Passage**

My family lives in a house. Our house is very nice. It has two bedrooms. We cook and eat in the kitchen. We watch TV in the living room. My favourite room is my bedroom. I like to read books and do my homework in my bedroom.

Answer these questions

Q1. Where do we cook and eat the food?

---

Q2. What I like to do in my room?

---



2025  
कक्षा प्रथम  
श्रीष्मकालीन गृहकार्य  
2024 - 25

नाम -  
वर्ग -

अभ्यास

प्र०1. रिक्त स्थान भरिए-

अध्यापक, बच्चा, गिलहरी, दादी

- (क) \_\_\_\_\_ कहानी सुनाती है।  
(ख) \_\_\_\_\_ पुस्तक पढ़ता है।  
(ग) \_\_\_\_\_ मूँगफली खाती है।  
(घ) \_\_\_\_\_ बच्चों को पढ़ाते हैं।

प्र०2. रंगों के नाम ऊपर से नीचे के क्रम में लिखिए-



\_\_\_\_\_

\_\_\_\_\_

\_\_\_\_\_

\_\_\_\_\_

\_\_\_\_\_

\_\_\_\_\_

प्र०3. चित्र देखकर वाक्य बनाइए-



\_\_\_\_\_

\_\_\_\_\_

\_\_\_\_\_

\_\_\_\_\_

\_\_\_\_\_



Date.....

JINGLE BEL SCHOOL  
ENGLISH WORKSHEET  
CLASS I

Name.....

Class .....

**1. Choose the correct preposition**

- a. The clock is \_\_\_\_\_ the wall .(in \ on)
- c. The water is \_\_\_\_\_ the glass . ( in \ on )
- b. The grid board is \_\_\_\_\_ the chalk board.( beside \ behind )
- e. The cat is sleeping \_\_\_\_\_ the tree. (in \ under )

**2. Correct the sentences**

a. Drishti and Rupam are friend.

a. \_\_\_\_\_

b. Story book are in the library.

b. \_\_\_\_\_

c. Ali has many car.

c. \_\_\_\_\_

d. Ishan has two book.

d. \_\_\_\_\_

**3. Fill with a/ an**

a. Hen laid \_\_\_\_\_ egg.

b. \_\_\_\_\_ apple a day keeps the doctor away.

c. \_\_\_\_\_ bird is flying .

d. \_\_\_\_\_ girl is crying .

e. \_\_\_\_\_ owl is sitting on the tree .

### 3. Change the opposites

a. Nikhil likes to sit .

a. \_\_\_\_\_

b. My brother is tall.

b. \_\_\_\_\_

c. I have more pencils .

c. \_\_\_\_\_

d. My shirt is dry.

d. \_\_\_\_\_

e. I have a big bowl.

e. \_\_\_\_\_

### 4. Fill with blends

\_\_\_\_\_ y

\_\_\_\_\_ ee

\_\_\_\_\_ ain

\_\_\_\_\_ ap

\_\_\_\_\_ op

\_\_\_\_\_ ay

\_\_\_\_\_ ip

\_\_\_\_\_ ick

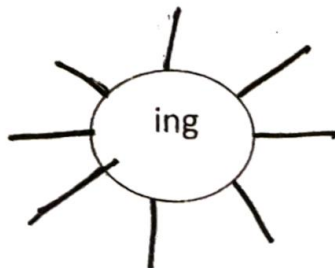
### 5. Fill with he \she \his \ her

\_\_\_\_\_ is a man. \_\_\_\_\_ teaches in school. \_\_\_\_\_ loves children .

\_\_\_\_\_ school is big . \_\_\_\_\_ wife is also a teacher .

\_\_\_\_\_ is Deepa . \_\_\_\_\_ is thin. \_\_\_\_\_ class name is Lantana . \_\_\_\_\_ son  
is in LKG. \_\_\_\_\_ lives at chowk.

### 6. Write words with



Date: \_\_\_\_\_

**Jingle Bell School  
English Worksheet  
Class-1**

Name: \_\_\_\_\_  
Class: \_\_\_\_\_

**Comprehension Passage**

Once a lion was sleeping under the tree. A little mouse that lived in a hole came out to play. He ran all over the body of the lion. The lion felt disturbed in his sleep. He woke up and caught the mouse.

Answer the questions

Q1. Where was the lion sleeping?

\_\_\_\_\_

Q2. Who came out of a hole?

\_\_\_\_\_

\_\_\_\_\_

**Comprehension Passage**

My family lives in a house. Our house is very nice. It has two bedrooms. We cook and eat in the kitchen. We watch TV in the living room. My favourite room is my bedroom. I like to read books and do my homework in my bedroom.

Answer these questions

Q1. Where do we cook and eat the food?

\_\_\_\_\_

Q2. What I like to do in my room?

\_\_\_\_\_

Q7. Picture reading

(4)




Blank writing lines for the student's response.

Paste your  
photograph  
here

Hello! I am \_\_\_\_\_

I am a \_\_\_\_\_



You can contact  
me at


\_\_\_\_\_

My Birthday



\_\_\_\_\_

Draw the picture of your favourite food  
and favourite toy. Write two sentences on it.



Favourite food



Favourite toy

---

---

---


---



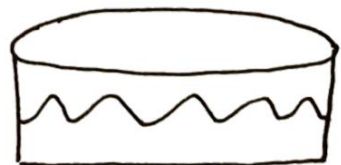
My weight

Kg

My height



Draw as many candles  
on this cake as your age.  
Colour the cake to make  
it more delicious.





Date: \_\_\_\_\_

Jingle Bell School  
Math Worksheet  
Class-1

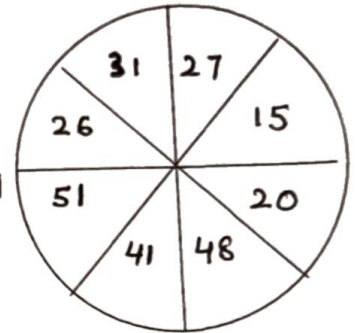
Name: \_\_\_\_\_

Class: \_\_\_\_\_

### 1. Number Wheel

• \_\_\_\_\_ is the biggest number in the wheel

• \_\_\_\_\_ is the smallest number in the wheel



• Arrange the numbers in ascending order

\_\_\_\_\_

• Arrange the numbers in descending order

\_\_\_\_\_

### 2. Fun with stars

• \_\_\_\_\_ strip has more stars


• \_\_\_\_\_ strip has less stars

• Strip A has \_\_\_\_\_ more stars than B



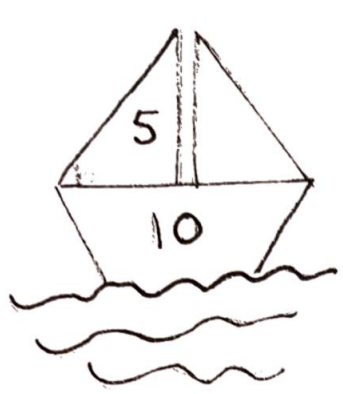
• Strip B has \_\_\_\_\_ less stars than A

• Add \_\_\_\_\_ stars in strip B to make it equals to strip A

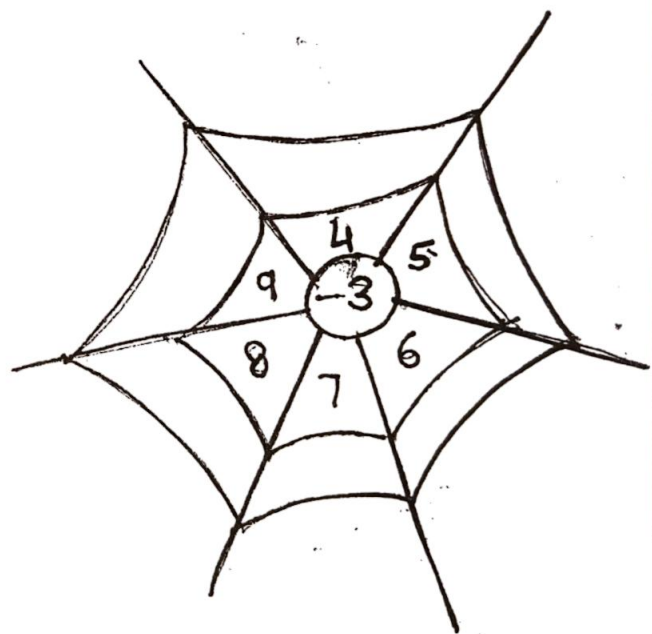
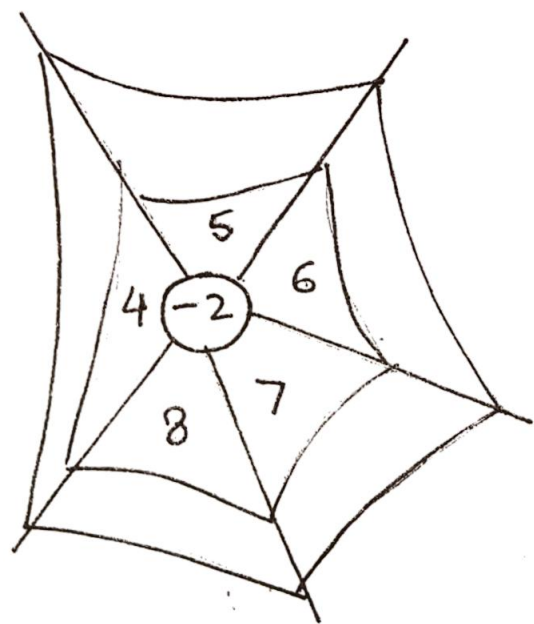
• Take out \_\_\_\_\_ stars in strip A to make it equals to strip B



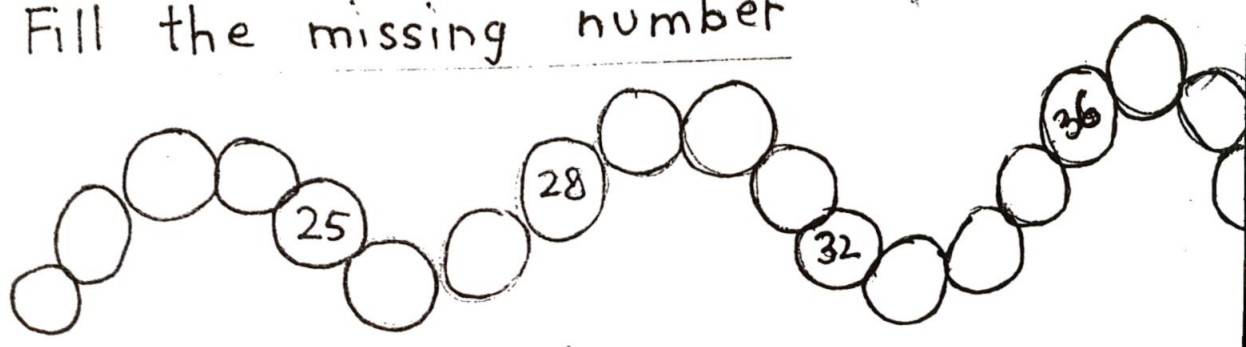
Write a number to make ten.



Subtraction



Fill the missing number



मेरा अभ्यास करें-

बहुत, सुन्दर, हुआ, इसलिए  
मम्मी, नहीं, परीक्षा, पुराना  
बाहर, मुझे, हूँ, उससे  
समय, तैयार, क्योंकि, नाव  
गाय, बनता, सकता, अच्छा

② प्रतिदिन सुलैख लिखें  
और वाचन करें ।