

Jingle Bell School

Summer Break Home Work

Class 2

2024 -25

Dear Parents,

Warm greetings.

For the past year we enjoyed taking care of your children. Within this time period we have shared lot of learning's with each other and due to this they loved to come to school and have created lots of good memories. Now, for next two months they will be spending the vacation with you all.

Here are some tips to make the holiday a happy and fruitful period

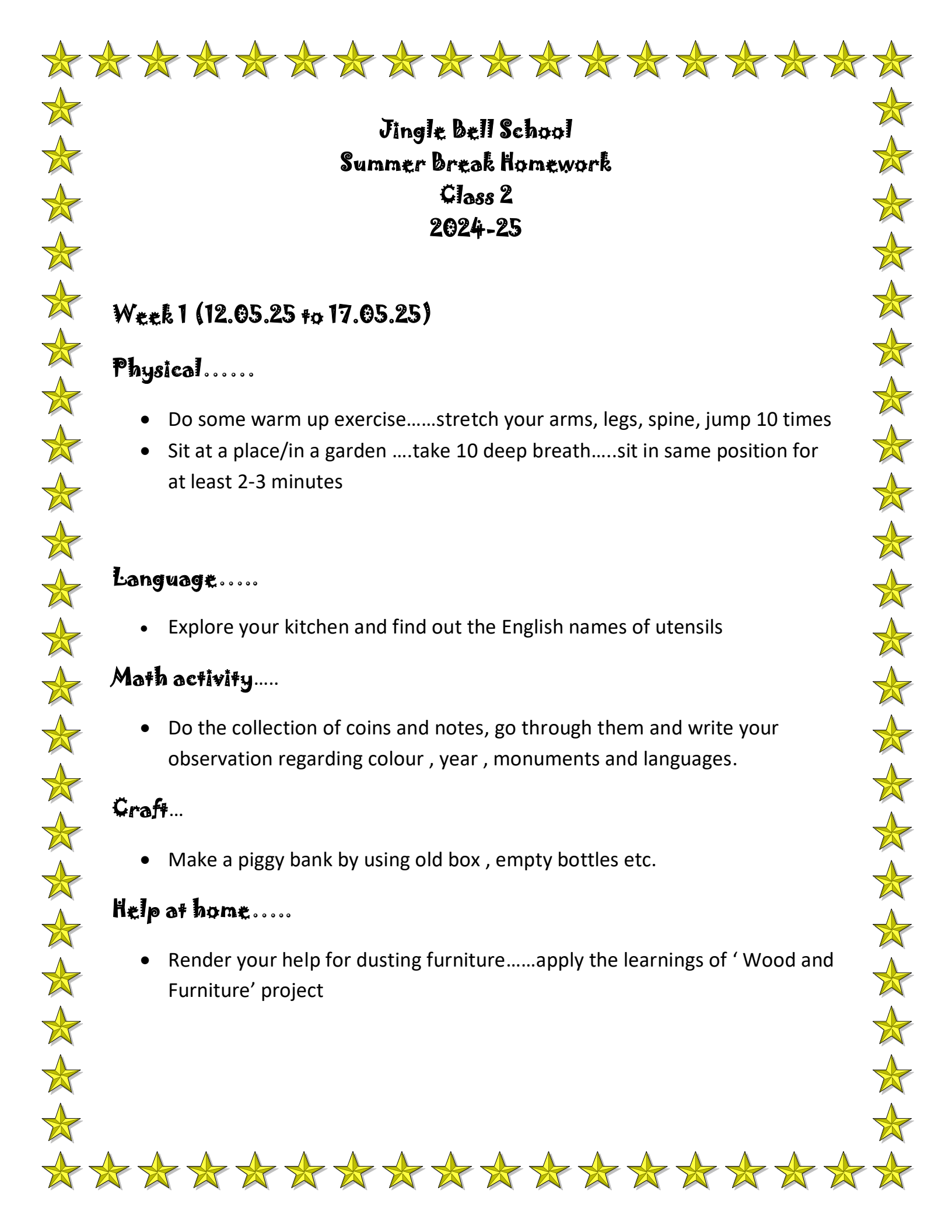
- Make a routine for your child like getting up in the morning
- Let your child give water to plants and birds everyday
- Encourage your child to read one story everyday (Hindi \ English)
- Let him/her spend the time with his/her grandparents
- Allow him/her to help you to set the utensils and fold the clothes
- Take your child to a garden or park let him/her play the outdoor games
- Ask your child to make cards for relatives by using the painting learnt in the class
- Let him/her serve water to the guests
- Share stories about your childhood and tell them how you all enjoy when no mobile\gadge were there
- Go for a walk with your child post dinner and let them admire the beauty of nature under the twinkling stars
- Help your child to make a collage by using dry leaves, dry flowers pebbles, twigs etc. As a parents it is important to invest your time with your child now. Today's investment will yield you a handsome bonus tomorrow and don't forget to capture each and every moment you cherished with your child. With good wishes for a marvellous vacation.

Note : weekly holiday homework will be uploaded on the website. Please download it and let your child enjoy, learn and explore.

Regards

Priya Sharma

Principal



Jingle Bell School
Summer Break Homework
Class 2
2024-25

Week 1 (12.05.25 to 17.05.25)

Physical.....

- Do some warm up exercise.....stretch your arms, legs, spine, jump 10 times
- Sit at a place/in a gardentake 10 deep breath.....sit in same position for at least 2-3 minutes

Language.....

- Explore your kitchen and find out the English names of utensils

Math activity.....

- Do the collection of coins and notes, go through them and write your observation regarding colour , year , monuments and languages.

Craft...

- Make a piggy bank by using old box , empty bottles etc.

Help at home.....

- Render your help for dusting furniture.....apply the learnings of ' Wood and Furniture' project



Science Activity.....

1. Take an earthen pitcher and a steel vessel.
2. Fill both with equal quantity of water.
3. Leave it for 7- 8 hours.
4. Now observe the difference and see that in which type of vessel, water will remain cold for long.

Environmental....

- Explore your surrounding , make a list of smelling and non smelling flowers



Week 2 (19.05.25 to 24.05.25)

Physical.....start your day with physical work.....

Language.....

- Collect the wrappers from your kitchen and go through the recipe given on it. Later discuss with your mother to check is she using the same recipe or different

Math activity...

1. Collect 10 empty wrappers
2. List out the price on a piece of paper
3. Arrange the listed price in ascending and descending order
4. Arrange the wrappers also as per the price (ascending and descending order)
5. Now arrange the wrapper in ascending and descending orderbut as per their size

Craft...make any five origami of your choice

Help at home.....take the first aid box.....see the dates and remove the expired medicines

Science activity.....soluble and insoluble activity

Mix the given ingredients one by one in the water

Lemon juice , sugar , salt , sand , clay and wheat flour


What difference did you notice?

(Perform the given activity under the supervision of your parent)

Environmental...

A step towards saving environment.....its time to replace your handwash

Get 100 gm of soapnuts (reetha balls)



Break it , remove its seed. Soak the left over part in the water for a day.

Sieve the water and use it for washing hands.



WEEK -3 (26.05.25 TO 31.05.25)
MINDFULNESS

- Go for a morning walk , collect some leaves.
- Trace the leaves on a paper and colour it.

LANGUAGE

Learning language through a music is also an effective way of enhancing vocabulary and sometimes full story is narrated through a song.

- Play any song of your choice (Hindi/English)
- Make a list of new words from it (Hindi/English)

MATH ACTIVITY

Math is there in our daily life, it is around us every time

- Visit to the vegetable/fruit market along with your parents
- Observe how are they interacting and what do they ask from them
Now after returning back to your home make a list of items which they have purchased and add the spent amount

(Note: Make it a daily practice of maintaining the list)

CRAFT

- Do any 5 paintings which you have learnt in activity centre

HELP AT HOME

- Learn to prepare curd at home

SCIENCE ACTIVITY

- Observe the different methods of cooking rice

ENVIRONMENTAL -

- Do the collection of different seeds of fruits and vegetable from your kitchen waste.....make seed ball.....further use it for plantation. You can collect seeds of lemon, mango,litchi

Week 4 (2.06.25 to 7.06.25)

Physical.....

- Play a soft music and sit for at least 5 – 10 minutes

Language.....

- enhance your questioning skill
- Select any family member (it can be more than one)
- Ask a question and other member will also ask a question instead of giving answer
- (you may ask any question)
- The person who will give answer of the asked question will be out
- Select any picture from a book and form a story on that picture

Math activity.....

- Discover the shape in vegetables.
- Collect vegetables from your kitchen.
- Keep them on a blank sheet ,trace their shapes.
- Now compare the shapes and see which is the most common shape

Craft...

How to make flying fish

- Cut a strip of paper. My strip measured about 20cm x 2cm (seek help from your parents)
- Cut slits at either end, as shown
- Bend the strip of paper and slot ends together
- Throw in the air and watch them spin as they come down

<https://youtu.be/yObRm5VGDxs>

(You can refer the given link)

Help at home.....

- Ice ball (burf ka gola) making is a fun and easy too.....(do it in your parents supervision)
- Take 10-12 ice cubes
- Put in a grinder, grind it for a second (it will turn into ice flakes)
- Pour it in a bowl, add sweet flavoured syrup of your choice and make your summer coool

Science activity.....

- Take an empty jar / jug
- Fill it half with water and mark the level by using marker
- Now start putting small pebbles into it
- See what change has taken place in water level
- Discuss your observation with your parents

Environmental....

- Make paper envelops.....distribute it to shopkeepers.....motivate them as well as your family members not to use polythene

Jingle Bell School
Holiday Home Work
2024-25
Class -II

Q.1 Read the passage carefully and answer the questions.

One day a cap seller was sleeping under a tree. He had a cap on his head. A box of cap was lying beside him. Monkeys were playing on the same tree. They saw cap seller and the caps. They took the caps and put them on their heads. When the cap seller woke up, he saw the monkeys with his caps on their heads. The cap seller knew that the monkeys copied others. He took off his cap and threw it on the ground. All the monkeys took off their own caps and threw them on the ground. The cap seller collected all the caps and went away happily.

Answer the given question-

Q.1- How did the cap seller get his caps?

Ans. _____

Q.2- Why did the monkeys throw the caps?

Ans. _____

Q.3- Caps are made of _____

Q.4- Monkeys are also known as _____

1. Make words from the given word (Do it in your English copy)

- a. OUTSTANDING
- b. CELEBRATION
- c. EXPERIMENT
- d. SUNFLOWER

2. Unscramble the word and write opposites

	Word	Opposite
a. gonyu	_____	_____
b. yase	_____	_____
c. cealn	_____	_____
d. steew	_____	_____
e. yad	_____	_____
f. pasrh	_____	_____
g. hveay	_____	_____

3. Unscramble the gender

- a. EARM (feminine of horse) _____
- b. SSITERG (feminine of tiger) _____
- c. EUNCL (Masculine of aunt) _____
- d. DUAHGTER (Feminine of sun) _____
- e. ATHREF (Masculine of mother) _____

4. Fill with blends (cl, fl, pl, tr, gr, br, dr, sk, sc)

- a. ____ ass
- b. ____ oss
- c. ____ ale
- d. ____ irt
- e. ____ end
- f. ____ uck
- g. ____ eak
- h. ____ ess
- i. ____ ip
- j. ____ eat

MATH WORKSHEET

10	11	12	13
----	----	----	----

I am not double of 5

I am not half of 24

I am not $7+5$

11	13	16	18
----	----	----	----

I am not double of 8

I am not $15-2$

I am not $11+2$

5	6	7	8
---	---	---	---

I am not 8

I am not $6-1$

I am not $5+2$

6	7	8	9
---	---	---	---

I am bigger than 6

I am not $7+1$

I am not $8-1$

7	8	9	10
---	---	---	----

I am not $5+5$

I am not $4+4$

I am not $5+2$

3	5	7	9
---	---	---	---

I am not $2+3$


I am not $3+4$

I am bigger than 5

Solve me

1. Which number comes before 20-7? _____
2. Which number comes after 30 - 1? _____
3. Which number comes in between 7×2 and 4×4 ? _____
4. 2 dozen + 12 = _____ dozen
5. 11 months + 31 days = _____ months
6. _____ + 15 = 6×5
7. 7 months + _____ days = 8 months
8. 9 tens + 8 ones = _____
9. 12 pairs = _____ toe rings
10. _____ weeks = 1 month

Count by 6s



ग्रीष्म कालीन गृहकार्य
विषय - हिन्दी

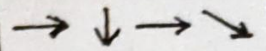
नाम -
वर्ग -

1) अनुनासिक के शब्दों का प्रयोग कर औरत की कुर्सें तक पहुँचाएँ ।



धु	आँ	धी	कं	बं	चु
कं	ग	न	ठ	गा	कं
क	न	मुँ	ह	ल	द
इ	पाँ	व	दाँ	खाँ	र
काँ	च	आँ	त	झाँ	सी
गं	गा	व	जं	अं	त
साँ	व	ला	आँ	ग	क
स	पं	शं	ख	द	ल
द	गु	ख	दु	पूँ	ह
मं	माँ	ड़ि	नि	यं	कु
चाँ	द	नी	याँ	त्र	आँ

संकेत चिन्ह



उदाहरण



साँ	पु	यं	मं
रं	ऊँ	त्र	ग
गौ	ट	काँ	ल
ली	दं	ग	च

2) दी गई वर्ग पहली से अनुस्वार व अनुनासिक के शब्द खोजकर लिखें ।

अनुस्वार (ँ)

अनुनासिक (ं)



_____	_____
_____	_____
_____	_____
_____	_____
_____	_____

3) दिए गए शब्दों की सहायता से वाक्य प्रयोग करें -

चुकंदर → _____

गंगा → _____

जंगल → _____

कंगन → _____

पंख → _____

आँगन → _____

आँवला → _____

आँख → _____

धुआँ → _____

चाँद → _____

4) अनुच्छेद पढ़कर सही जगह अनुस्वार व अनुनासिक का चिह्न लगाएँ ।

एक गाव में दो बच्चे रहते थे । जिनका नाम आचल व चदन था । चदन बहुत ही मधुर बासुरी बजाता था । उसके आगन में एक नीम का पेड़ था । जिसके छाव में बैठकर उसे बासुरी बजाने में बड़ा आनंद आता था । एक दिन आचल ने चदन से कहा, चलो बाग में चलकर अगूर व सतरा खाते हैं और पतंग उड़ते हैं ।